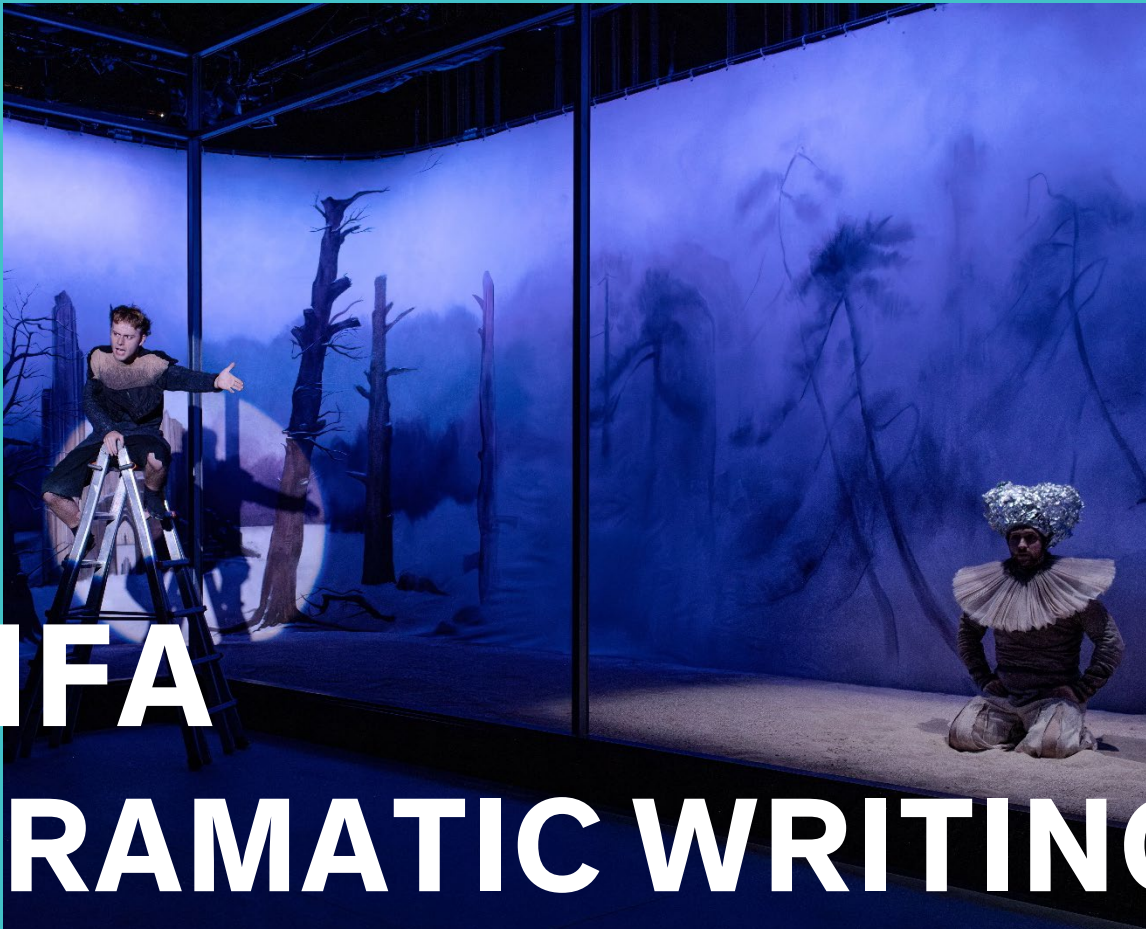


NIDA

National Institute
of Dramatic Art

THEATRE
FILM
TELEVISION



MFA DRAMATIC WRITING APPLICATION GUIDE

CRICOS Code: 113111J

FOR ALL ENQUIRIES
PLEASE CONTACT

applications@nida.edu.au
(02) 9697 7686

Learn more at apply.nida.edu.au

NIDA acknowledges the Traditional Owners and Custodians of the sacred lands, from the mountains to the sea, on which we learn and tell stories.

The lands of the Bidjigal, Gadigal, Dharawal and Dharug peoples. We pay our respects to all Aboriginal and Torres Strait Islander Elders past and present.

**Image details: Phil Erbacher 2023
Sandaime Richard
©NIDA2023**

BEFORE YOU APPLY

APPLICATION PERIOD

Open Monday 3rd June 2024 - Monday 30th September 2024, 5:00pm (AEST)

Late applications may be considered depending on interview schedule availability.

APPLICATION PROCESS SUMMARY

The application process for the Master of Fine Arts (Dramatic Writing) consists of two rounds:

- **Round One** - Online Application, including Narrative Statement, CV and Writing Portfolio (due Monday 30th September 2024, 5:00pm AEST)
- **Round Two** - Interview

Only applicants who are successful in Round One will be invited to attend an interview.

BEFORE APPLYING

Before completing your application please read the following information:

- Course information, dates, fees and frequently asked questions:
<https://www.nida.edu.au/study/postgraduate/>
- NIDA Student Handbook, Policies and Procedures, and Course Regulations for BFA (Dramatic Writing) course <https://www.nida.edu.au/study/students/policies/>

If you have any further questions at this stage, please contact us at

applications@nida.edu.au

ROUND ONE

Online Application, Narrative Statement, CV and Writing

ONLINE APPLICATION

STEP 1

Create your application account in the Application Portal: apply.nida.edu.au

You will receive an email with your login details.

For applicants who have applied to NIDA from 2019 onwards, your login details will be the same. Do not create a duplicate profile.

If you are unsure of your applicant number, please email applications@nida.edu.au with the following details:

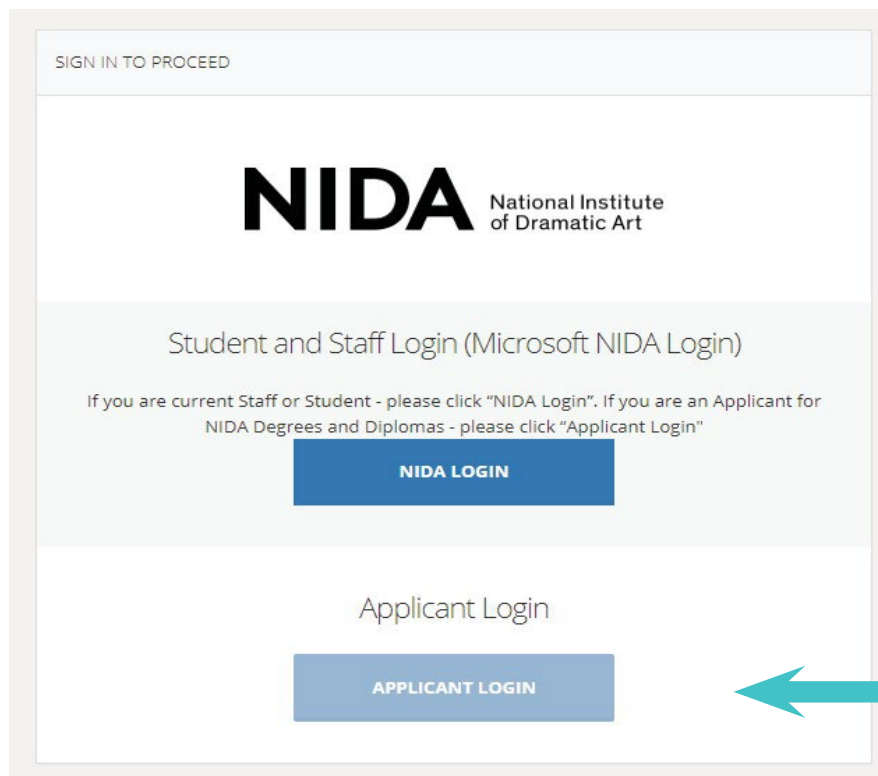
Full Legal name:

Date of Birth:

Email address linked to previous application:

Phone Number linked to previous application:

Log in to the Application Portal and click the **'Applicant Login'** button.




IMPORTANT NOTE:

You are able to save your application and return to it at any point before the closing date.

To do so, click the pencil icon to the right of the course you wish to continue applying for (refer to the image below).

Please note: You can only edit if the 'Application Status' is set to 'In Process'. Once you submit your application, this option will not be available.

This is located on the summary page when you sign in under the 'Course Applications' heading at the bottom of the page.

10/02/2025	TSM7000025	19/11/2027	Applied	In Process	NIDA_APP			
Showing 1 to 3 of 3 entries						Previous	1	Next
							NEW APPLICATION	

THERE IS AN ERROR IN MY APPLICATION

If you believe you have made an error or uploaded the wrong document, please email applications@nida.edu.au outlining the error and include the following information:

Full Legal name:

Date of Birth:

Email address linked application:

Phone number linked application:

Course(s) applied for:

STEP 2 - Collect the following documents for your application:

- Copy of your most recent qualification. MFA (Dramatic Writing) applicants must hold an undergraduate degree (in any area) or have five years' relevant experience in a related area.
- Proof of identification showing your date of birth (e.g. passport, driver's licence, birth certificate)

International applicants (and non-Australian citizens with permanent visas) must also submit:

- A copy of your passport (must be valid for at least the first 12 months of your course)
- Proof of 8.0 Academic IELTS or equivalent for MFA (Dramatic Writing)
- If you have a Permanent Visa (e.g. Permanent Resident, Partner visa Subclass 801), we require a copy of your visa.

Please ensure all documents are either PDF, PNG or JPEG file types.

The max file upload size is 80Mb

STEP 3 - Prepare your Narrative Statement, CV and Writing Portfolio

You must prepare the following to submit with your application by the deadline of Monday 30th September 2024.

NARRATIVE STATEMENT

In a maximum of 1000 words, tell us your own unique story. Who are you, where do you come from and where are you heading to? Give us a sense of your personality, what has shaped you and what do you want to say about the world?

It must be clearly titled with your name as follows:

fullname_statement_MFAWRIT_2025

PROFESSIONAL CV

You should upload a detailed CV highlighting your education and training, professional work, and other relevant experience.

It must be clearly titled with your name as follows:

fullname_cv_MFAWRIT_2025

WRITING PORTFOLIO

You should prepare examples of past work that support your application and demonstrate your suitability for a career in dramatic writing, for both stage and screen:

- **Three** pieces of dramatic writing. These can be either plays or screenplays. At least one of these should be a full piece of work (of no more than 15 pages) while the other two can be extracts of a larger work (of no more than 10 pages). All three pieces of work should be professionally formatted (NB: Anything over the permitted lengths will not be read).
- **Three** one-page outlines for new pieces of work (plays, films, television, interactive projects) that demonstrate your ability to create form-appropriate ideas (see the template).

Please merge your work into **one document**, and upload as part of your application.

You will upload both your Narrative Statement, CV and Writing Portfolio in the **'Course Specific Application Requirements'** attachment section of your online application.

STEP 4 - Complete and submit your application

Once you have uploaded your documentation you may submit your application.

After the deadline, all applications, narrative statements, and CVs, and writing portfolios will be reviewed by the panel, and you will receive an email advising the result of your application.

You will be advised by email if you are successful in Round One.

If you are successful, you will receive an email confirmation for Round Two and you will need to log into the Application Portal to select an interview session within a week from date of notification. You must pick your availability to attend your interview.

All efforts will be made to give successful Round One applicants their preferred interview schedule, but NIDA cannot guarantee the date and time – it is subject to staff availability. If your selected time cannot be accommodated, NIDA will send you an email advising you of the new interview time.

ROUND TWO

Interview

STEP 5 - Attend your Interview

Interviews are conducted by one NIDA staff member and up to two external panelists and will take place via Microsoft Teams. Interviews will run for approximately 40 minutes each. The interview is in two parts:

First, there will be a brief talk about NIDA and the MFA (Dramatic Writing) program. There will be time for you to ask any questions you may have about the course or the interview itself.

Each applicant will then be interviewed for around 30 minutes. We will discuss your portfolio; your ideas about theatre, films, and television; your worldview, concerns, ambitions, creative process, experience, and why you want to study Dramatic Writing at NIDA.

Some tips:

We know that interviews can be stressful, but we will do our best to make your experience as relaxing and enjoyable as possible.

The interview process is friendly, informal, and open, and is designed to give you the best opportunity to show us your potential and readiness to study at NIDA.

Remember, the more time and effort you put into your application and portfolio, the better prepared you will be, and the more you will enjoy the interview.

You will be advised of the outcome of your interview via email.

CONDITIONS OF APPLYING

- Selection is based on merit; not all applicants who meet the published minimum entry requirements will receive a study offer.
- All applicants are responsible for reviewing the course requirements and tuition fees as stated on the NIDA website.
- It is not possible to provide applicants with individual written or oral feedback on their audition/interview.
- Applicants who receive a study offer for 2025 must accept the offer within the time frame indicated.
- It is not possible to defer a study offer at NIDA.

FAQs

CAN I APPLY FOR MORE THAN ONE COURSE?

Yes, however, a separate online application form is required for each course you would like to apply for.

WHAT ATAR DO I NEED TO GET INTO NIDA?

Entry into NIDA is by audition or interview only. We do not ask for exam scores or ATARs. However, all applicants applying for any higher education course at NIDA must have completed their Higher School Certificate or equivalent.

WHAT DO I DO IF I HAVEN'T RECEIVED LOGIN DETAILS OF MY APPLICATION ACCOUNT?

If you do not receive any automated emails from NIDA regarding your application account, please check your junk/spam/promotions filter. If you are still experiencing difficulties, please contact us at applications@nida.edu.au.

WHERE WILL MY INTERVIEW TAKE PLACE?

Interviews for MFA (Dramatic Writing) will take place online via Microsoft Teams. A link will be provided to you via email.

DOES NIDA GIVE INTERVIEW FEEDBACK?

Due to the large number of people being interviewed, it is not possible for NIDA to provide individual feedback.

WHAT HAPPENS AFTER MY INTERVIEW?

Final selections are made for each course in December, and study offers will be distributed to successful applicants via email.

WHEN CAN I APPLY FOR SCHOLARSHIPS FOR NIDA?

As part of the application process, once applicants have submitted a course application, they can then submit a scholarship application. See [NIDA Scholarships](#).

You can apply for a scholarship once you have submitted your course application form. If you are shortlisted and offered a place at NIDA, we will then schedule an interview to review your scholarship application.