

NIDA

National Institute
of Dramatic Art

THEATRE
FILM
TELEVISION



BFA TECHNICAL THEATRE & STAGE MANAGEMENT APPLICATION GUIDE

CRICOS Code: 083701F

FOR ALL ENQUIRIES
PLEASE CONTACT

applications@nida.edu.au
(02) 9697 7686

Learn more at apply.nida.edu.au

**NIDA acknowledges the Traditional Owners and Custodians of
the sacred lands, from the mountains to the sea, on which we
learn and tell stories.**

**The lands of the Bidjigal, Gadigal, Dharawal and Dharug
peoples. We pay our respects to all Aboriginal and Torres
Strait Islander Elders past and present.**

**Image details:
Patrick Boland 2022
Musical Theatre Showcase
©NIDA2022**

BEFORE YOU APPLY

APPLICATION PERIOD

Open Monday 3rd June 2024 - Close Monday 30th September 2024, 5:00pm (AEST)

Late applications may be considered depending on interview schedule availability.

APPLICATION PROCESS SUMMARY

The application process for the Bachelor of Fine Arts (Technical Theatre and Stage Management) consists of two rounds:

- **Round One** - Online Application and Creative Response (due Monday 30th September 2024, 5:00pm AEST)
- **Round Two** – Technical Theatre and Stage Management Project and Interview

All applicants who submit the required elements for Round One will be invited to Round Two and will need to complete the Technical Theatre and Stage Management Project and attend an interview.

BEFORE APPLYING

Before completing your application please read the following information:

- Course information, dates, fees and frequently asked questions:
<https://www.nida.edu.au/study/undergraduate/>
- NIDA Student Handbook, Policies and Procedures, and Course Regulations for BFA (Technical Theatre and Stage Management) course
<https://www.nida.edu.au/study/students/policies/>

If you have any further questions at this stage, please contact us at
applications@nida.edu.au

ROUND ONE:

Online Application and Creative Response

ONLINE APPLICATION

STEP 1

Create your application account in the Application Portal: [HERE](#)

You will receive an email with your login details.

For applicants who have applied to NIDA from 2019 onwards, your login details will be the same. Do not create a duplicate profile.

If you are unsure of your applicant number, please email applications@nida.edu.au with the following details:

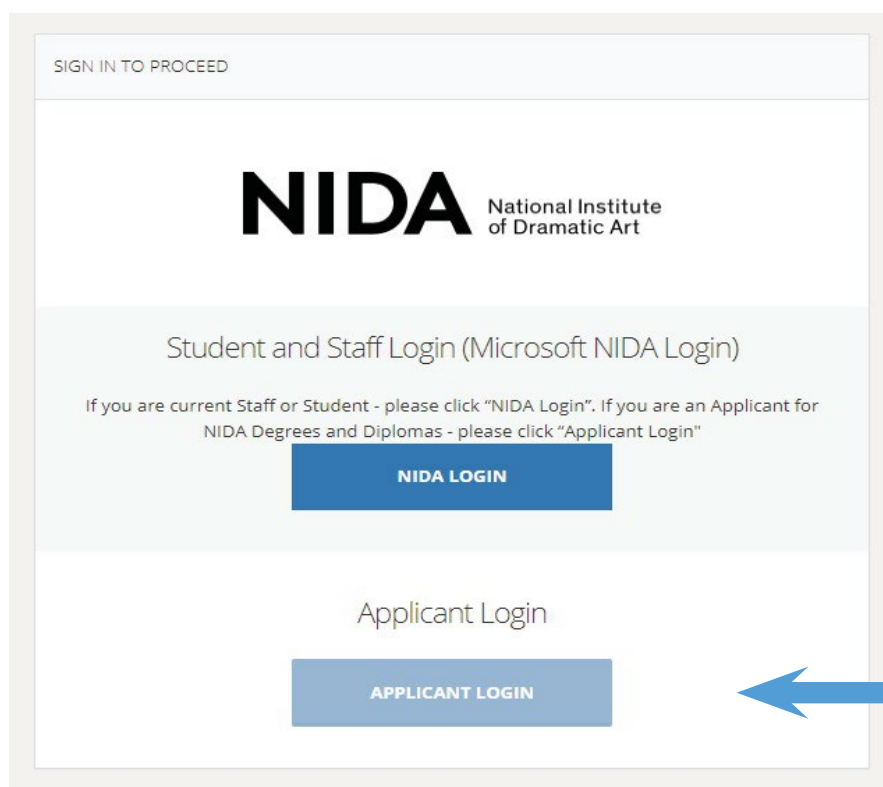
Full Legal name:

Date of Birth:

Email address linked to previous application:

Phone Number linked to previous application:

Log in to the Application Portal and click the **'Applicant Login'** button.



The screenshot shows the NIDA login page. At the top, it says "SIGN IN TO PROCEED". Below that is the NIDA logo and the text "National Institute of Dramatic Art". The main heading is "Student and Staff Login (Microsoft NIDA Login)". Below this is a message: "If you are current Staff or Student - please click 'NIDA Login'. If you are an Applicant for NIDA Degrees and Diplomas - please click 'Applicant Login'". There are two buttons: a blue "NIDA LOGIN" button and a grey "APPLICANT LOGIN" button. A large blue arrow points to the "APPLICANT LOGIN" button.


IMPORTANT NOTE:

You are able to save your application and return to it at any point before the closing date.

To do so, click the pencil icon to the right of the course you wish to continue applying for (refer to the image below).

Please note: You can only edit if the 'Application Status' is set to 'In Process'. Once you submit your application, this option will not be available.

This is located on the summary page when you sign in under the 'Course Applications' heading at the bottom of the page.

10/02/2025	TSM7000025 ⓘ	19/11/2027	Applied	In Process	NIDA_APP		
Showing 1 to 3 of 3 entries							<div>Previous1Next</div>
							<div>NEW APPLICATION</div>

THERE IS AN ERROR IN MY APPLICATION

If you believe you have made an error or uploaded the wrong document, please email applications@nida.edu.au outlining the error and include the following information:

Full Legal name:

Date of Birth:

Email address linked application:

Phone number linked application:

Course(s) applied for:

STEP 2 - Collect the following documents for your application

- Copy of your most recent qualification (e.g. school report, Higher School Certificate, diploma, university transcript or testamur)
- Proof of identification showing your date of birth (e.g. passport, driver's licence, birth certificate)

International applicants (and non-Australian citizens with permanent visas) must also submit

- A copy of your passport (must be valid for at least the first 12 months of your course)
- Proof of 7.0 Academic IELTS or equivalent for BFA (Technical Theatre and Stage Management)
- If you have a Permanent Visa (e.g. Permanent Resident, Partner visa Subclass 801), we require a copy of your visa.

**Please ensure all documents are either PDF, PNG or JPEG file types.
The max file upload size is 80Mb**

CREATIVE RESPONSE

STEP 3

Write a creative response to a live production or event that you have seen or engaged with that inspires, interests, or ignites your passion.

- It should be 300 - 700 words.
- Rather than just a synopsis of the production/event, show us your personal response and analysis.
- Describe how the creative choices and technical elements of the production/event supported the narrative or audience experience of the event.
- In addition to written words, you are welcome to include supplementary material that supports or illustrates your response. Examples of additional material could be, but are not limited to: photographs, sketches and technical drawings.

You will upload your Creative Response in the **'Course Specific Application Requirements'** attachment section.

STEP 4 Complete and submit your application

To complete your application, agree on the Terms and Conditions by ticking the boxes, then enter your name and date of application.

If you submit all prescribed elements for Round One, you will receive an email confirmation and invitation to Round Two.

You will need to log into the Application Portal to select an interview time within a week from the date of notification. You must pick your availability to attend the interview via Teams.

All efforts will be made to give applicants their preferred interview date, but NIDA cannot guarantee the date and time – it is subject to staff availability. If your selected time cannot be accommodated, NIDA will send you an email advising you of the new interview time.

Your Technical Theatre and Stage Management Project must be ready to present at your interview. Please read through the instructions before submitting your application.

ROUND TWO

Technical Theatre and Stage Management Project and Interview

TECHNICAL THEATRE AND STAGE MANAGEMENT PROJECT

STEP 5

Select one script from the list below. They should be available from your local library, bookstore, or online. Should you have any difficulty obtaining any of these texts, please contact NIDA.

- *The Seven Stages of Grieving* by Wesley Enoch and Deborah Mailman (play)
- *Rhinoceros* by Eugène Ionesco (play)
- *Scorched* by Wajdi Mouawad (play)
- *Blood Wedding* by Federico García Lorca (play)
- *Black is The New White* by Nakkiah Lui (play)
- *Kiss of the Spiderwoman* by Manuel Puig (play)
- *The Man Who Turned Into a Stick (death)* by Kōbō Abe (play)
- *Brand New Ancients* by Kae Tempest (play)
- *The Resistible Rise of Arturo Ui* by Bertolt Brecht (play)
- *21 Chump St* Book, Music and Lyrics by Lin-Manuel Miranda (musical)

You must read the script and prepare a project that demonstrates how you would stage your production. You may present your ideas in any format you choose (e.g. images, sketches, slides). You should consider one or more of the following production elements – lighting, sound, video and staging. It may be staged in a venue/location of your choice or you may use the provided theatre plans (see the Appendix).

Any digital files for your project should be submitted EITHER as a single PDF, with all elements; OR as a compressed zip folder containing all the required elements. You will send these documents via email. This email will be provided on completion of Round One.

It must be clearly titled with your name as follows:

fullname_project_BFATSM_2025

STEP 6 - Attend your Interview

We know that interviews can be stressful, but we will do our best to make your experience as relaxing and enjoyable as possible.

The interview process is friendly, informal, and open, and is designed to give you the best opportunity to show us your potential and readiness to study at NIDA. The first half of the interview we will discuss your project, and in the second half of your interview we will give you the opportunity to tell us about yourself.

Remember, the more time and effort you put into your application and project, the better prepared you will be, and the more you will enjoy the interview.

You will be advised by email of the outcome of your interview.

CONDITIONS OF APPLYING

- Selection is based on merit; not all applicants who meet the published minimum entry requirements will receive a study offer.
- All applicants are responsible for reviewing the course requirements and tuition fees as stated on the NIDA website.
- It is not possible to provide applicants with individual written or oral feedback on their audition/ interview.
- Applicants who receive a study offer for 2025 must accept the offer within the time frame indicated.
- It is not possible to defer a study offer at NIDA.

FAQs

CAN I APPLY FOR MORE THAN ONE COURSE?

Yes, however a separate online application form is required for each course you would like to apply for.

WHAT ATAR DO I NEED TO GET INTO NIDA?

Entry into NIDA is by audition or interview only. We do not ask for exam scores or ATARs. However, all applicants applying for any higher education course at NIDA must have completed their Higher School Certificate or equivalent.

WHAT DO I DO IF I HAVEN'T RECEIVED LOGIN DETAILS OF MY APPLICATION ACCOUNT?

If you do not receive any automated emails from NIDA regarding your application account, please check your junk/spam/promotions filter. If you are still experiencing difficulties, please contact us at applications@nida.edu.au.

WHERE WILL MY INTERVIEW TAKE PLACE?

Interviews will take place over Microsoft Teams. A link will be provided to you via email.

DOES NIDA GIVE INTERVIEW FEEDBACK?

Due to the large number of people being interviewed, it is not possible for NIDA to provide individual feedback.

WHAT HAPPENS AFTER MY AUDITION/INTERVIEW?

Final selections are made for each course in December, and study offers will be distributed to successful applicants via email.

WHEN CAN I APPLY FOR SCHOLARSHIPS FOR NIDA?

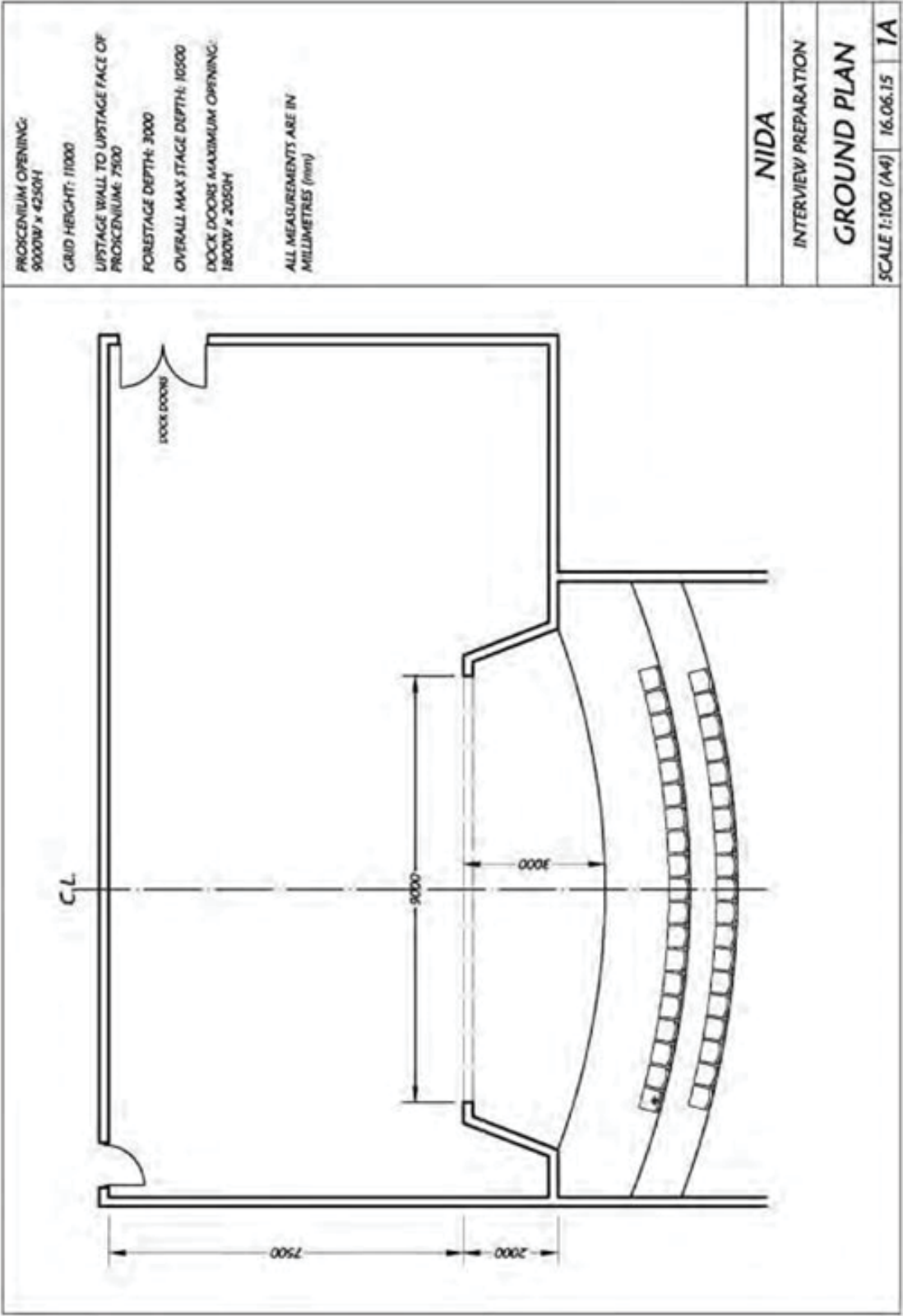
As part of the application process, once applicants have submitted a course application, they can then submit a scholarship application. See [NIDA Scholarships](#).

You can apply for a scholarship once you have submitted your course application form. If you are shortlisted and offered a place at NIDA, we will then schedule an interview to review your scholarship application.

APPENDIX - THEATRE PLAN

Do not use this ground plan. Please follow the link to download this plan as a PDF (Scale 1:100 when printed at A4)

https://www.nida.edu.au/data/assets/pdf_file/0016/18421/Appendix-A-Theatre-Plan.pdf



APPENDIX - THEATRE SECTION

Do not use this ground plan. Please follow the link to download this plan as a PDF (Scale 1:100 when printed at A4)

https://www.nida.edu.au/data/assets/pdf_file/0017/18422/Appendix-B-Theatre-Section.pdf

