


# NIDA

National Institute of Dramatic Art



# **CUA50420 DIPLOMA OF LIVE PRODUCTION & TECHNICAL SERVICES**

## **APPLICATION GUIDE**

For all enquiries, please contact [applications@nida.edu.au](mailto:applications@nida.edu.au) or (02) 9697 7686

Learn more at [nida.edu.au](http://nida.edu.au)

**NIDA acknowledges the Traditional Owners and Custodians of the sacred lands, from the mountains to the sea, on which we learn and tell stories.**

**The lands of the Bidjigal, Gadigal, Dharawal and Dharug peoples. We pay our respects to all Aboriginal and Torres Strait Islander Elders past and present.**

Image details:

Photography by Loretta Sancataldo

©NIDA2025

# BEFORE YOU APPLY

## APPLICATION PERIOD

Applications OPEN: **Tuesday 10th June 2025**

Applications CLOSE: **Monday 10th November 2025, 5:00pm (AEST)**

## APPLICATION PROCESS SUMMARY

*NIDA encourages applications from people from diverse backgrounds, with different levels of experience in their chosen area of interest.*

The application process for the CUA50420 Diploma of Live Production and Technical Services consists of two rounds:

**Round One** - Online Application (**due Monday 10<sup>th</sup> November 2025, 5:00pm AEST**)

**Round Two** - Online Written Response and Interview

*Only applicants who are successful in Round One will be invited to attend a Round Two interview or callback audition.*

## BEFORE APPLYING

Before completing your application, please read the following information:

Applicants for NIDA's Diploma Courses **MUST** be an Australian citizen, New Zealand citizen, or Australian permanent resident. ***This course does not accept international students.***

Course information, dates, fees and frequently asked questions:

<https://www.nida.edu.au/study/vocational-studies/diploma-of-live-production-and-technical-services/>

NIDA Student Handbook, Policies and Procedures, and Course Regulations for CUA50420 Diploma of Live Production and Technical Service: <https://www.nida.edu.au/study/students/policies/>

***If you have any further questions at this stage, please contact us at***

[applications@nida.edu.au](mailto:applications@nida.edu.au)

# CONDITIONS OF APPLYING

- There are no application fees for 2026 applicants.
- Applications for the 2026 intake of CUA50420 Diploma of Live Production and Technical Services close on Monday 10<sup>th</sup> 2025. NIDA may not be able to accept applications after this date.
- There are a limited number of places available in each of our diploma courses. Selection is based on merit; not all applicants who meet the published entry requirements will receive a study offer.
- All applicants are required to review the course information, including the schedule of tuition fees, published on the course page.
- It is not possible to provide applicants with individual written or oral feedback on their audition.

Applicants who receive a study offer for 2026 must accept the offer within the time frame indicated.

# ROUND ONE

## Online Application and Audition

### STEP 1

#### Creating your account

- Create your application account in the Application Portal: [apply.nida.edu.au](https://apply.nida.edu.au)  
You will receive an email with your login details.
- For applicants who have applied to NIDA from 2022 onwards, your login details will be the same. Please do not create a duplicate profile.

If you are unsure of your applicant number, please email [applications@nida.edu.au](mailto:applications@nida.edu.au) with the following details:

***Full Legal name:***

***Date of Birth:***

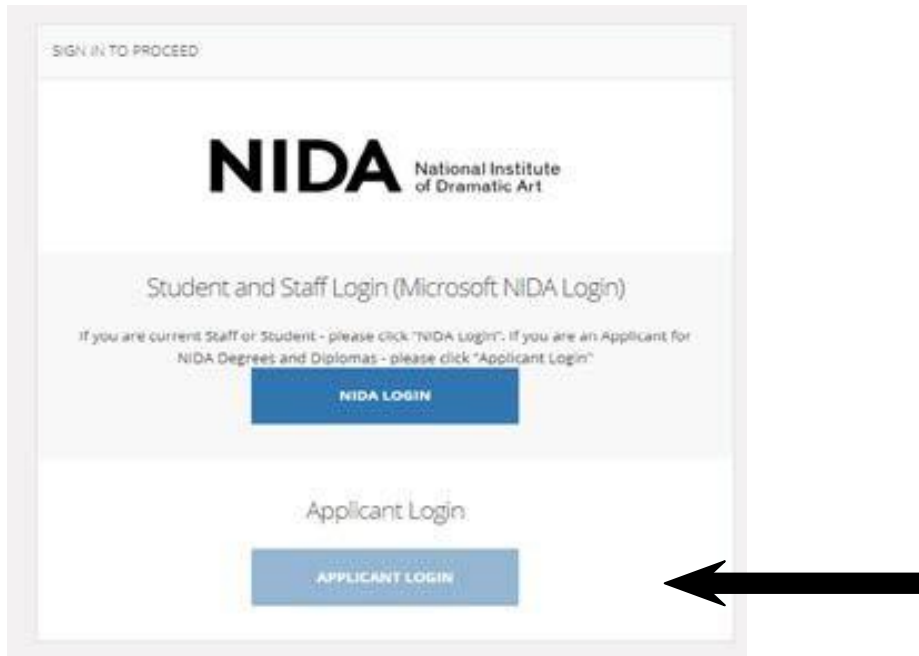
***Email address linked to previous application:***

***Phone Number linked to previous application:***

## STEP 2

### Logging into your account

Log in to the Application Portal and click the '**Applicant Login**' button.



### Start a new application

Select the green 'New Application' button and complete the online form.


You will be asked to submit your personal details, examples of previous experience and reasons for interest in this course.

#### ***Important Note...***

You are able to save your application and return to it at any point before the closing date. To do so, click the pencil icon to the right of the course you wish to continue applying for (refer to the image below).

You can only edit if the 'Application Status' is set to 'In Process'. Once you submit your application, this option will not be available.

This is located on the summary page when you sign in under the 'Course Applications' heading at the bottom of the page.

10/02/2025	TSM7000025	19/11/2027	Applied	In Process	NIDA_APP				
Showing 1 to 3 of 3 entries							<a href="#">Previous</a>	<a href="#">1</a>	<a href="#">Next</a>
							NEW APPLICATION		

### ***What do I do if there's an error in my application?***

If you believe you have made an error or uploaded the wrong document, please email [applications@nida.edu.au](mailto:applications@nida.edu.au) outlining the error and include the following information:

***Full Legal name:***

***Date of Birth:***

***Email address linked application:***

***Phone number linked application:***

***Course(s) applied for:***

## **STEP 3**

### **Upload your documents and video introduction**

All Round One applicants must upload the following documents:

- Evidence of your most recent qualification if you have one (e.g. a school report, Higher School Certificate, university transcript, statement of attainment).
- Proof of identification and citizenship (e.g. Australian passport, Australian driver's licence, birth certificate. The scanned document needs to show your date of birth).
- A recent photograph (head and shoulders, in colour, well lit, plain background).
- One introduction/audition video as a link to an unlisted YouTube video.

*Please ensure all documents are either PDF, PNG or JPEG file types.*

*The max file upload size is 80Mb*

### **Agreeing to the terms and conditions**

You will be prompted to agree to the terms and conditions of application and click submit.

## Record your introduction video

As part of your application, you are required to provide a link to a pre-recorded video introduction.

The following information should act as a guide for how set up and film your introduction.

- Introduce yourself! Tell us your name and application number.
- Tell us about your experience with technical production.
- Tell us about why you're interested in the course
- Most importantly, relax and just be yourself!

### ***Helpful Tips...***

- Your introduction should be around 1 minute in length.
- The space you record in should be well lit and not too cramped. (You should have enough space to move around freely.)
- Make sure your recording devices (phone/microphone/camera) are of a decent quality, so we can hear and see you properly.
- You are welcome to present one of your monologues in the language of your cultural background if you so choose. However, you must be prepared to present it in English as well.

If using your mobile phone, shoot in landscape, NOT portrait.

***For more information about how to record your introduction [click here](#).***

## STEP 4

### **Edit and upload your introduction video**

All Round One introduction videos are to be submitted as video links in the appropriate field of the online application.

- Review your recordings and pick out which ones you want to submit.
- When you are happy, upload your video to YouTube.  
Make sure it is 'Unlisted'. This means only people with the link can view your audition.  
You are responsible for ensuring that your video link works before submitting your application.



- Your video description should include your name and NIDA Applicant number (e.g., A12345).  
Eg: fullnameandapplicantnumber\_introduction\_DLPTS26.

Click [here](#) for instructions on how to upload your video interview to YouTube.

*If you have any problems with the upload, contact [applications@nida.edu.au](mailto:applications@nida.edu.au)*

***Because you are submitting your audition WITH your online application, your video must be completed and submitted BEFORE the deadline: 5:00pm, Monday 29th September 2025.***

**You will receive a confirmation email when your application has been successfully submitted.**

## **APPLICATION CONFIRMATION AND OUTCOME**

**You will be informed via email of your outcome in Round One.**

If we have invited you to attend a callback interview for Round Two, we encourage you to attend in person. It is important to remember, not everyone who submits a video will be invited to a callback in Round Two.

Applicants who are invited to the Round Two callback interviews, will receive an email with details and instructions on how to accept your invite, and how to select your callback interview date and location.

# ROUND TWO

## Callback Interview

### STEP 1

#### **Outcome email**

All applicants will be notified regarding the outcome of their application status.

If you are successful in the first round, you will receive an email inviting you to attend the second round for a callback interview. Callback interviews take place in person and online, during November 2025.

#### **Select your callback date and location**

Callback interviews occur in Sydney.

Online callback interviews are available for those who are unable to attend in person.

To book your recall location and time, click the link in your callback invite, or log into the application portal using your login credentials.

You can then select the city and date from the lists of available callback sessions.

### STEP 2

#### **Prepare for your callback interview**

Before the day of your callback, make sure you have completed and prepared:

- A linked questionnaire provided to you in your callback invitation.
- A minimum of 1 professional reference

#### **Day of your callback**

Wear closed toe shoes and comfortable clothing that you can easily move around in, and make sure to bring your water bottle.

It is recommended that you aim to be 10 to 15 minutes early for your callback. This ensures the callback session starts on time

During your callback, you will be asked:

- Complete a questionnaire provided to you in your callback invitation.
- Submission of at least 1 minimum professional reference, if you have not worked professionally, you may provide a personal reference.
- Double check the location, date, and time of your callback. This ensures you arrive in the right place, at the right time for your callback.

*Your session will involve others who are interviewing for the course, and staff members from the course. It is an opportunity for us to meet you, and for you to meet us.*

## **CALLBACK OUTCOME**

If we are able to offer you a place on the course, we will contact you in November-December 2025 via phone and sent an email to advise you of your course offer.

You will be given a time period in which to consider accepting or rejecting your course offer for the 2026 intake.

If you are selected to be shortlisted, you will be contacted in November-December 2025. We will inform shortlisted applicants if we are able to offer you a place on the course via phone or email.

# FAQs

## **Are there requirements needed to apply for this course?**

- Yes, Applicants seeking admission must: be an Australian citizen, New Zealand citizen, or Australian permanent resident. This course does not accept international students.
- You must have reached the age of 18 before the commencement of the course (in some circumstances NIDA may select candidates who turn 18 during their course).
- You have completed your Higher School Certificate (HSC) or equivalent; ATAR is not required.
- Demonstrate a high level of practical ability, potential and motivation at the interview or audition.
- Complete the interview/audition requirements for the course.

## **Can I apply for more than one course?**

Yes, however a separate online application form is required for each course you would like to apply for.

## **What ATAR do I need to get into NIDA?**

Entry into NIDA is by audition or interview only. We do not ask for exam scores or ATARs.

## **What do I do if I haven't received my login details for my application account?**

If you do not receive any automated emails from NIDA regarding your application account, please check your junk/spam/promotions filter. If you are still experiencing difficulties, please contact us at [applications@nida.edu.au](mailto:applications@nida.edu.au).

## **Where will my callback take place?**

CUA50420 Diploma of Live Production and Technical Services Round One auditions will take place via pre-recorded video submission. Round Two callbacks will take place in-person or online (dates, times, and locations TBC).

## **Does NIDA give audition/interview feedback?**

Due to the large number of people being interviewed, it is not possible for NIDA to provide individual feedback.

**What happens after my audition/interview?**

Final selections are made for each course in December, and study offers will be distributed to successful applicants via email.

**When can I apply for scholarships for NIDA?**

As part of the application process, once applicants have submitted a course application, they can then submit a scholarship application. See [NIDA Scholarships](#).

You can apply for a scholarship once you have submitted your course application form. If you are shortlisted and offered a place at NIDA, we will then schedule an interview to review your scholarship application.