

NIDA

National Institute of Dramatic Art

A woman with dark hair tied back is looking down at a red fabric in a costume shop. In the background, there are shelves with various hats and a rack of clothes. A sign on the shelf reads "TWO YEARS BLOOD SWEAT".

BFA COSTUME APPLICATION GUIDE

CRICOS Code: 083698G

For all enquiries, please contact applications@nida.edu.au or (02) 9697 7686

Learn more at nida.edu.au

NIDA acknowledges the Traditional Owners and Custodians of the sacred lands, from the mountains to the sea, on which we learn and tell stories.

The lands of the Bidjigal, Gadigal, Dharawal and Dharug peoples. We pay our respects to all Aboriginal and Torres Strait Islander Elders past and present.

**Image details:
Photography by
Brett Boardman
©NIDA2025**

BEFORE YOU APPLY

APPLICATION PERIOD

Open Tuesday 10th June 2025 - Close Monday 29th September 2025, 11:59pm (AEST)

APPLICATION PROCESS SUMMARY

The application process for the Bachelor of Fine Arts (Costume) consists of two rounds:

Round One - Online Application, Submission of Garment and Portfolio (due Monday 29th September 2025, 11:59pm AEST)

Round Two - Online Written Response and Interview

Only applicants who are successful in Round One will be invited to attend an interview.

BEFORE APPLYING

Before completing your application, please read the following information:

- Course information, dates, fees and frequently asked questions:
<https://www.nida.edu.au/courses/undergraduate>
- NIDA Student Handbook, Policies and Procedures, and Course Regulations for BFA (Costume) course <https://www.nida.edu.au/study/students/policies/>

If you have any further questions at this stage, please contact us at
applications@nida.edu.au.

ROUND ONE:

Application, Garment and Portfolio

ONLINE APPLICATION

STEP 1 – Application Portal

Create your application account [here](#).

You will receive an email with your login details.

For applicants who have applied to NIDA from 2019 onwards, your login details will be the same. Do not create a duplicate profile.

If you are unsure of your applicant number, please email applications@nida.edu.au with the following details:

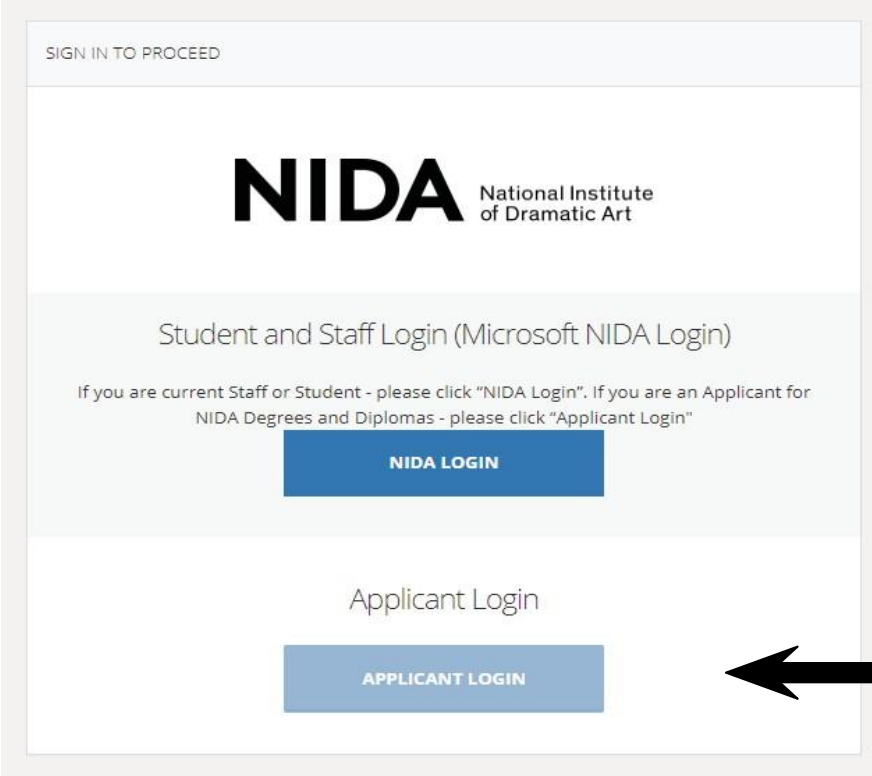
Full Legal name:

Date of Birth:

Email address linked to previous application:

Phone Number linked to previous application:

Log in to the Application Portal and click the **'Applicant Login'** button.





The screenshot shows the NIDA login portal. At the top, it says "SIGN IN TO PROCEED". Below that is the NIDA logo and the text "National Institute of Dramatic Art". The main heading is "Student and Staff Login (Microsoft NIDA Login)". Below this, it says "If you are current Staff or Student - please click 'NIDA Login'. If you are an Applicant for NIDA Degrees and Diplomas - please click 'Applicant Login'". There are two buttons: a blue "NIDA LOGIN" button and a light blue "APPLICANT LOGIN" button. A large black arrow points to the "APPLICANT LOGIN" button.

IMPORTANT NOTE:

You can save your application and return to it at any point before the closing date.

To do so, click the pencil icon to the right of the course you wish to continue applying for (refer to the image below).

Please note: You can only edit if the 'Application Status' is set to 'In Process'. Once you submit your application, this option will not be available.

10/02/2025	TSM7000025 	19/11/2027	Applied	In Process	NIDA_APP		
Showing 1 to 3 of 3 entries							Previous 1 Next
							NEW APPLICATION

THERE IS AN ERROR IN MY APPLICATION

If you believe you have made an error or uploaded the wrong document, please email applications@nida.edu.au outlining the error and include the following information:

Full Legal name:

Date of Birth:

Email address linked application:

Phone number linked application:

Course(s) applied for:

STEP 2 - Collect the following documents for your application

- Copy of your most recent qualification (e.g. school report, Higher School Certificate, diploma, university transcript or testamur)
- Proof of identification showing your date of birth (e.g. passport, driver's licence, birth certificate)

International applicants (and non-Australian citizens with permanent visas) must also submit

- A copy of your passport (must be valid for at least the first 12 months of your course)
- Proof of 7.0 Academic IELTS or equivalent for BFA (Costume)
- If you have a Permanent Visa (e.g. Permanent Resident, Partner visa Subclass 801), we require a copy of your visa.

Please ensure all documents are either PDF, PNG or JPEG file types.

The max file upload size is 80Mb

STEP 3 - Submit your digital portfolio and garment

Your garment project must be posted or delivered to NIDA, to arrive before the application deadline (Monday 29th September 2025). Package your portfolio and garment together and send to:

Student Services (Applications)

NIDA

215 Anzac Pde

Kensington NSW 2033

Please label your parcel with your name and return address.

Ensure that you have written out the delivery address and return address clearly and correctly. NIDA is not responsible for any lost mail.

If you wish to deliver your garment in person you may do so by taking it to the reception desk at NIDA Kensington on Monday - Friday between the hours of 9am - 5pm.

If your application is unsuccessful NIDA will post your garment back to you.

GARMENT SUBMISSION

Make a garment for a friend or family member.

We would like you to think about what character would wear the chosen garment, when would they wear it and for what reason. For example – Victor, late 40's man attending a funeral in the 1960's.

Some tips:

- Make the pattern as it exists – do not alter the basic pattern unless it is for the purpose of a better fit.
- You can use any fabric or combination of fabrics, decoration, and finish, but please do not spend a lot of money on your materials. We will be looking at your creativity and technical skills not the value/quality of the materials.
- Photograph the garment being worn by the person for whom it was made. Styling is encouraged. After the deadline, all applications, garments and digital portfolios, will be reviewed by the panel and you will receive an email advising the result of your application.

Please choose a pattern below and construct ONE garment only.

1. **McCalls M8133 - Mens Vest**
<https://www.spotlightstores.com/sewing-fabrics/sewing-patterns/mens-patterns/mens-jackets-vests-patterns/mccalls-m8133-mens-vest/BP80557163-white>
2. **Simplicity S9464 - 1940s Vintage Misses Dress**
<https://www.spotlightstores.com/sewing-fabrics/sewing-patterns/womens-patterns/womens-dress-patterns/simplicity-sewing-pattern-s9464-1940s-vintage-misses-dress/BP80585929-white>
3. **McCalls M8398 - Misses Costumes Pattern White (Option C only)**
<https://www.spotlightstores.com/sewing-fabrics/sewing-patterns/costume-pets-uniform-patterns/womens-costume-patterns/mccalls-m8398-misses-costumes-pattern/BP80621275-white>
4. **Burda 7142 - Mens Jacket (Option B or C only)**
<https://www.spotlightstores.com/sewing-fabrics/sewing-patterns/mens-patterns/mens-jackets-vests-patterns/burda-pattern-7142-mens-jacket/BP80254747-white>
5. **Simplicity S9700 - 1970s Misses Vintage Jumpsuit**
<https://www.spotlightstores.com/sewing-fabrics/sewing-patterns/womens-patterns/womens-romper-jumpsuit-patterns/simplicity-sewing-pattern-s9700-misses-vintage-jumpsuit/BP80609011-white>
6. **McCalls M8231 - 1890s Blouse and Skirt (Option A only)**
<https://www.spotlightstores.com/sewing-fabrics/sewing-patterns/womens-patterns/womens-vintage-patterns/mccalls-sewing-pattern-m8231-1890s-blouse-skirt/BP80578967-white>

PORTFOLIO

Your portfolio may include photographic or video examples of your best art/craft/sewing and costume-related work; documentation of the development process of some items; and documentation of the inside of finished garments would be appreciated too. Portfolios should be no more than 15 pages long and only include your best work.

Please provide these as links in your PDF.

The max file upload size is 80Mb.

Please title your digital Portfolio submission with your name as follows:

fullname_portfolio_BFACOSTUME_2026

You must upload your Portfolio in the **‘Course Specific Application Requirements’** attachment section of your online application.

STEP 4 - Complete and submit your application

To complete your application, agree on the Terms and Conditions by ticking the boxes, then enter your name and date of application.

After the deadline, all applications, garments, and portfolios will be reviewed by the panel, and you will receive an email advising you on the result of your application.

Only applicants who are successful in Round One will be invited for interview.

You will be advised by email if you are successful in Round One.

If you are successful in Round One, you will receive an email confirmation and you will need to log into the Application Portal to select an interview time within a week from date of notification. Interviews will take place over Microsoft Teams. A link will be provided to you prior to your interview.

All efforts will be made to give successful Round One applicants their preferred interview date, but NIDA cannot guarantee the date and time – it is subject to staff availability. If your selected time cannot be accommodated, NIDA will send you an email advising you of the new interview time.

ROUND TWO:

Written Response and Interview

STEP 5 - Submit your written response via the link sent to your email

This must be submitted before your interview.

STEP 6 - Attend your interview via Teams!

Some tips:

We know that interviews can be stressful, but we will do our best to make your experience as relaxing and enjoyable as possible.

The interview process is friendly, informal, and open, and is designed to give you the best opportunity to show us your potential and readiness to study at NIDA.

Remember, the more time and effort you put into your portfolio and project, the better prepared you will be, and the more you will enjoy the interview.

You will be advised of the outcome of your interview via email.

CONDITIONS OF APPLYING

- Selection is based on merit; not all applicants who meet the published minimum entry requirements will receive a study offer.
- All applicants are responsible for reviewing the course requirements and tuition fees as stated on the NIDA website.
- It is not possible to provide applicants with individual written or oral feedback on their audition/interview.
- Applicants who receive a study offer for 2026 must accept the offer within the time frame indicated.
- It is not possible to defer a study offer at NIDA.

FAQs:

CAN I APPLY FOR MORE THAN ONE COURSE?

Yes, however a separate online application form is required for each course you would like to apply for.

WHAT ATAR DO I NEED TO GET INTO NIDA?

Entry into NIDA is by audition or interview only. We do not ask for exam scores or ATARs. However, all applicants applying for any higher education course at NIDA must have completed their Higher School Certificate or equivalent.

WHAT DO I DO IF I HAVEN'T RECEIVED LOGIN DETAILS OF MY APPLICATION ACCOUNT?

If you do not receive any automated emails from NIDA regarding your application account, please check your junk/spam/promotions filter. If you are still experiencing difficulties, please contact us at applications@nida.edu.au.

WHERE WILL MY INTERVIEW TAKE PLACE?

Interviews will take place over Microsoft Teams. A link will be provided to you via email.

DOES NIDA GIVE INTERVIEW FEEDBACK?

Due to the large number of people being interviewed, it is not possible for NIDA to provide individual feedback.

WHAT HAPPENS AFTER MY AUDITION/INTERVIEW?

Final selections are made for each course in December, and study offers will be distributed to successful applicants via email.

WHEN CAN I APPLY FOR SCHOLARSHIPS FOR NIDA?

Scholarship applications will be available to all those applicants who are invited to Round 2 interviews or auditions. See [NIDA Scholarships](#) page for further details.

If you are shortlisted and offered a place at NIDA, your scholarship application will be assessed, and you may be invited to an interview with the Scholarship Committee.