

NIDA

National Institute
of Dramatic Art

THEATRE
FILM
TELEVISION



BFA COSTUME APPLICATION GUIDE

CRICOS Code: 083698G

FOR ALL ENQUIRIES
PLEASE CONTACT
applications@nida.edu.au
(02) 9697 7686

Learn more at apply.nida.edu.au

**NIDA acknowledges the Traditional Owners and Custodians of
the sacred lands, from the mountains to the sea, on which we
learn and tell stories.**

**The lands of the Bidjigal, Gadigal, Dharawal and Dharug peoples.
We pay our respects to all Aboriginal and Torres Strait Islander
Elders past and present.**

Image details:

The Seagull

By Anton Chekhov,

Directed by Benjamin Schostakowski

Photographer: Patrick Boland

© NIDA 2022

BEFORE YOU APPLY

APPLICATION PERIOD

Open 13 June 2023- Close 3 October 2023, 5:00pm (AEST)

Late applications may be considered depending on interview schedule availability.

APPLICATION PROCESS SUMMARY

The application process for the Bachelor of Fine Arts (Costume) consists of two rounds:

- **Round One** - Online application, submission of garment and portfolio (due 3 October 2023, 5:00pm AEST)
- **Round Two** - Online written response and interview

Only applicants who are successful in Round One will be invited to complete an online written response and attend an interview.

BEFORE APPLYING

Before completing your application please read the following information:

- Course information, dates, fees and frequently asked questions:
<https://www.nida.edu.au/study/undergraduate>
- NIDA student handbook, policies and procedures, and course regulations for BFA (Costume) course <https://www.nida.edu.au/courses/policies>

If you have any further questions at this stage, please contact us at
[**applications@nida.edu.au**](mailto:applications@nida.edu.au)

ROUND ONE:

Application, Garment and Portfolio Submission

ONLINE APPLICATION

STEP 1

Create your application account in the application portal: apply.nida.edu.au

You will receive an email with your login details.

For applicants who have applied to NIDA from 2019 onwards, your login details will be the same.

Do not create a duplicate profile.

If you are unsure of your applicant number, please email applications@nida.edu.au with the following details:

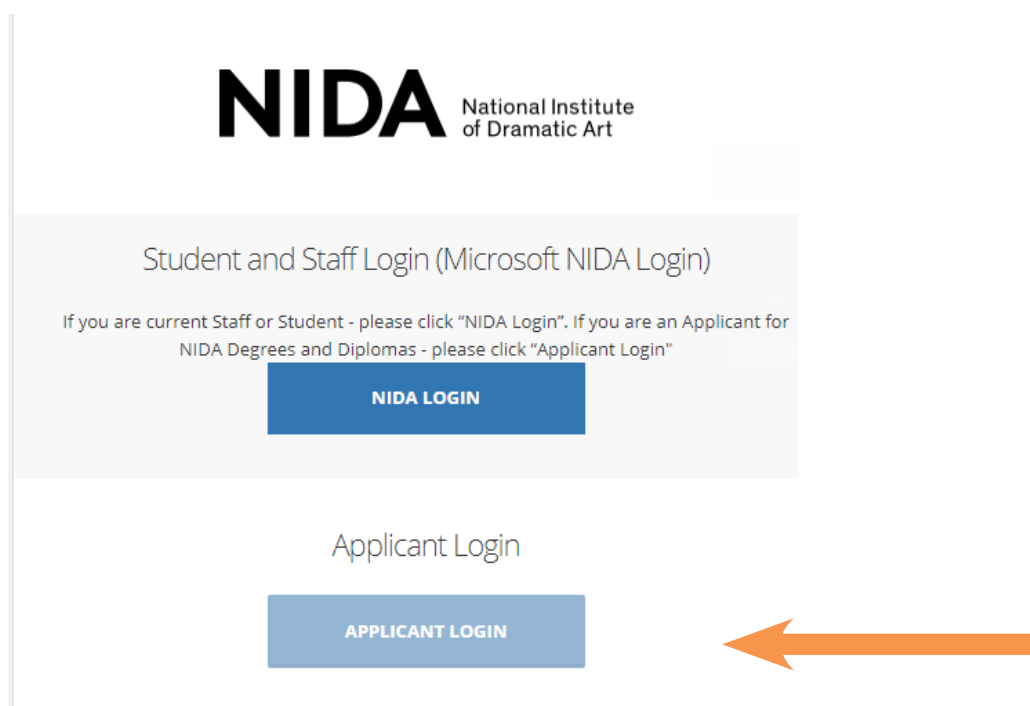
Full Legal name:

Date of Birth:

Email address linked to previous application:

Phone number linked to previous application:

Log in to the Application Portal and click the **'Applicant Login'** button.



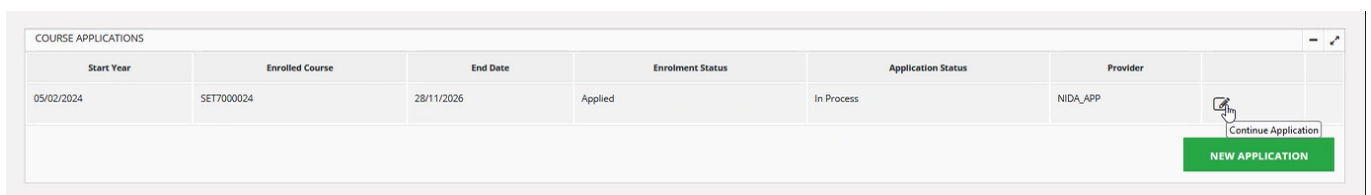
IMPORTANT NOTE:


You are able to save your application and return to it at any point before the closing date.

To do so, click the pencil icon to the right of the course you wish to continue applying for (refer to the image below).

Please note: You can only edit if the 'Application Status' is set to 'In Process'. Once you submit your application, this option will not be available.

This is located on the summary page when you sign in under the **'Course Applications'** heading at the bottom of the page.



Start Year	Enrolled Course	End Date	Enrolment Status	Application Status	Provider	
05/02/2024	SET7000024	28/11/2026	Applied	In Process	NIDA_APP	 Continue Application

NEW APPLICATION

THERE IS AN ERROR IN MY APPLICATION

If you believe you have made an error or uploaded the wrong document, please email applications@nida.edu.au outlining the error and include the following information:

Full Legal name:

Date of Birth:

Email address linked application:

Phone number linked application:

Course(s) applied for:

STEP 2. Collect the following documents for your application

- Copy of your most recent qualification (e.g. school report, Higher School Certificate, diploma, university transcript or testamur)
- Proof of identification showing your date of birth (e.g. passport, driver's licence, birth certificate)

International applicants (and non-Australian citizens with permanent visas) must also submit

- A copy of your passport (must be valid for at least the first 12 months of your course)
- Proof of 7.0 academic IELTS or equivalent for BFA (Costume)
- If you have a permanent visa (e.g. permanent resident, partner visa subclass 801), we require a copy of your visa.
- If your academic qualification is not in English. You will also need to attach a certified, official translation in English. (Please upload this in the evidence of qualification box).

Please ensure all documents are either PDF, PNG or JPEG file types.

The max file upload size is 80Mb

STEP 3. Submit your digital portfolio and garment

Your garment project must be posted or delivered to NIDA, to arrive before the application deadline (3 October, 2023). Package your garment together and send to:

Student Services (Applications)
National Institute of Dramatic Art
UNSW, Sydney 2052

Please label your parcel with your name and return address.

If you wish to deliver your garment in person you may deliver this to 215 Anzac Parade, Kensington 2033 Monday - Friday between the hours of 9am - 5pm. Ensure that you have written out the delivery address and return address clearly and correctly. NIDA is not responsible for any lost mail.

If your application is unsuccessful, NIDA will post your garment back to you. Please be advised that if you elect to deliver your garment in person, you will be required to pick it up in person as well.

GARMENT SUBMISSION

Make a garment for yourself, a friend or family member.

Use one of the following patterns OR a pattern you have that includes a collar and set-in-sleeve.

1. Simplicity 1039 Men's Cosplay Costumes (jacket only) - [purchase online or in store](#).
2. Plumetis Blouse 1 10 | Burda Style 02/20 - [purchase online](#).
3. Cotton Shirt 145 – 06/16 - [purchase online](#).
4. Simplicity Sewing Pattern S9086 Misses' Steampunk Costume Coats - [purchase online](#).

Please note the following in preparing your garment:

- Make the pattern as it exists – do not alter the basic pattern unless it is for the purpose of a better fit. Interpret the design however you like within the limits of the shape.
- You can use any fabric or combination of fabrics, decoration, and finish, but please do not spend a lot of money on your materials – we will be looking at your creativity and technical skills not the value/quality of the materials.
- Photograph the garment being worn by the person for whom it was made; styling is encouraged! After the deadline, all applications, garments and digital portfolios, will be reviewed by the panel and you will receive an email advising the result of your application.

PORTFOLIO

Your portfolio may include photographic or video examples of your best art/craft/sewing and costume-related work; documentation of the development process of some items; and documentation of the inside of finished garments would be appreciated too. Portfolios should be no more than 15 pages long and only include your best work

Please provide as a PDF. **The max file upload size is 80Mb.**

Please title your digital Portfolio submission as:

fullname_portfolio_BFACOSTUME_2024

You will upload your Portfolio in the **'Course Specific Application Requirements'** attachment section of your online application.

You will be advised by email if you are successful in Round One.

If you are successful in Round One, you will receive an email confirmation and you will need to log into the Application Portal to select an interview time within a week from date of notification. You must pick your availability to attend the interview via Microsoft Teams.

All efforts will be made to give successful Round One applicants their preferred interview date, but NIDA cannot guarantee the date and time – it is subject to staff availability. If your selected time cannot be accommodated, NIDA will send you an email advising you of the new interview time.

ROUND TWO:

Written Response and Interview

STEP 4. Submit your written response via the link sent to your email

This must be submitted before your interview.

STEP 5. Attend your interview

Applicants will be interviewed for approximately 30 minutes via Microsoft Teams. During the interview, we will discuss your garment project, your portfolio and costume-related work to learn more about your background, abilities, interests, aspirations, and why you wish to study Costume at NIDA. Please have a couple of other examples of your work to discuss.

Some tips:

We know that interviews can be stressful, but we will do our best to make your experience as relaxing and enjoyable as possible.

The interview process is friendly, informal, and open, and is designed to give you the best opportunity to show us your potential and readiness to study at NIDA.

Remember, the more time and effort you put into your portfolio and project, the better prepared you will be, and the more you will enjoy the interview.

You will be advised of the outcome of your interview via email.

CONDITIONS OF APPLYING

- Selection is based on merit; not all applicants who meet the published minimum entry requirements will receive a study offer.
- All applicants are responsible for reviewing the course requirements and tuition fees as stated on the NIDA website.
- It is not possible to provide applicants with individual written or oral feedback on their audition/interview.
- Applicants who receive a study offer for 2024 must accept the offer within the time frame indicated.
- It is not possible to defer a study offer at NIDA.

FAQs

CAN I APPLY FOR MORE THAN ONE COURSE?

Yes, however a separate online application form is required for each course you would like to apply for.

WHAT ATAR DO I NEED TO GET INTO NIDA?

Entry into NIDA is by audition or interview only. We do not ask for exam scores or ATARs. However, all applicants applying for any higher education course at NIDA must have completed their Higher School Certificate or equivalent.

WHAT DO I DO IF I HAVEN'T RECEIVED LOGIN DETAILS OF MY APPLICATION ACCOUNT?

If you do not receive any automated emails from NIDA regarding your application account, please check your junk/spam/promotions filter. If you are still experiencing difficulties, please contact us at applications@nida.edu.au

WHERE WILL MY INTERVIEW TAKE PLACE?

Interviews will take place over Microsoft Teams. A link will be provided to you via email.

DOES NIDA GIVE INTERVIEW FEEDBACK?

Due to the large number of people being interviewed, it is not possible for NIDA to provide individual feedback.

WHAT HAPPENS AFTER MY AUDITION/INTERVIEW?

Final selections are made for each course in December, and study offers will be distributed to successful applicants via email.

WHEN CAN I APPLY FOR SCHOLARSHIPS FOR NIDA?

As part of the application process, once applicants have submitted a course application, they can then submit a scholarship application. See nida.edu.au/scholarships.

You can [apply for a scholarship](#) once you have submitted your course application form. If you are shortlisted and offered a place at NIDA, we will then schedule an interview to review your scholarship application.