

NIDA

National Institute
of Dramatic Art

THEATRE
FILM
TELEVISION



BFA DESIGN FOR PERFORMANCE APPLICATION GUIDE

CRICOS Code: 083699F

**FOR ALL ENQUIRIES
PLEASE CONTACT**
applications@nida.edu.au
(02) 9697 7686

Learn more at apply.nida.edu.au

**NIDA acknowledges the Traditional Owners and Custodians of
the sacred lands, from the mountains to the sea, on which we
learn and tell stories.**

**The lands of the Bidjigal, Gadigal, Dharawal and Dharug peoples.
We pay our respects to all Aboriginal and Torres Strait Islander
Elders past and present.**

Image details:

The Seagull

By Anton Chekhov,

Directed by Benjamin Schostakowski

Photographer: Patrick Boland

© NIDA 2022

BEFORE YOU APPLY

APPLICATION PERIOD

Open 13 June 2023 - Close 3 October 2023, 5:00pm (AEST)

Late applications may be considered depending on interview schedule availability.

APPLICATION PROCESS SUMMARY

The application process for the Bachelor of Fine Arts (Design for Performance) consists of two rounds:

- **Round One** - Online application, with artist statement and portfolio (due 3 October 2023, 5:00pm AEST)
- **Round Two** - Interview

Only applicants who are successful in Round One will be invited to attend an interview.

BEFORE APPLYING

Before completing your application please read the following information:

- Course information, dates, fees and frequently asked questions:
<https://www.nida.edu.au/study/undergraduate>
- NIDA student handbook, policies and procedures, and course regulations for BFA (Design for Performance) course <https://www.nida.edu.au/courses/policies>

If you have any further questions at this stage, please contact us at
applications@nida.edu.au

ROUND ONE:

Online Application, with Artist Statement and Portfolio

ONLINE APPLICATION

STEP 1

Create your application account in the application portal: apply.nida.edu.au

You will receive an email with your login details.

For applicants who have applied to NIDA from 2019 onwards, your login details will be the same.

Do not create a duplicate profile.

If you are unsure of your applicant number, please email applications@nida.edu.au with the following details:

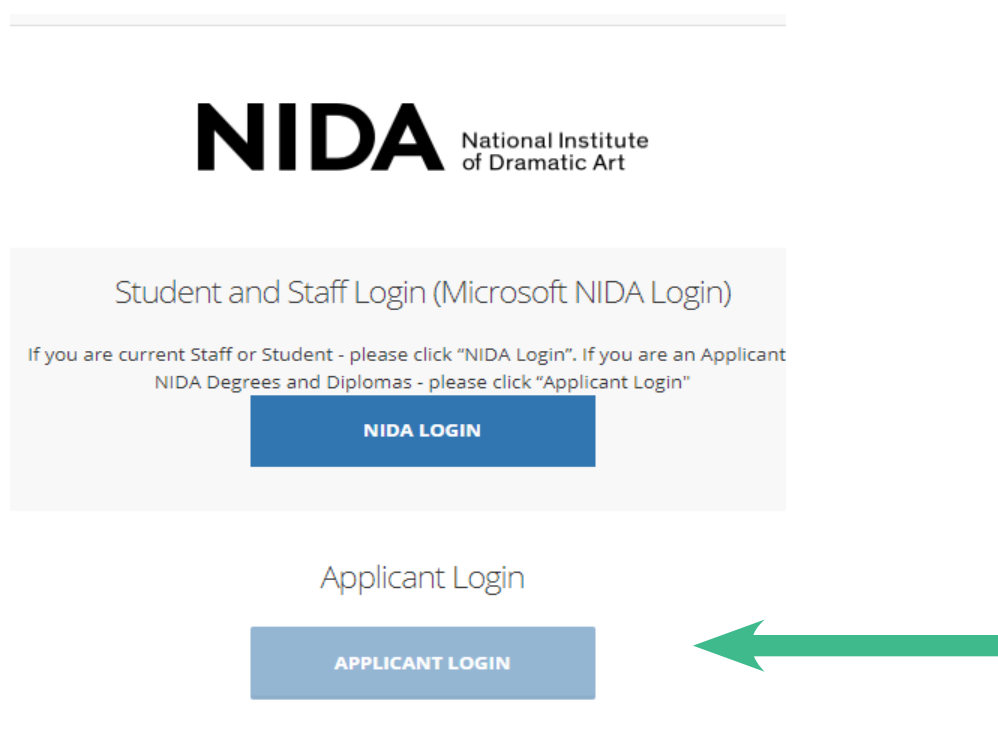
Full Legal name:

Date of Birth:

Email address linked to previous application:

Phone Number linked to previous application:

Log in to the Application Portal and click the **'Applicant Login'** button.



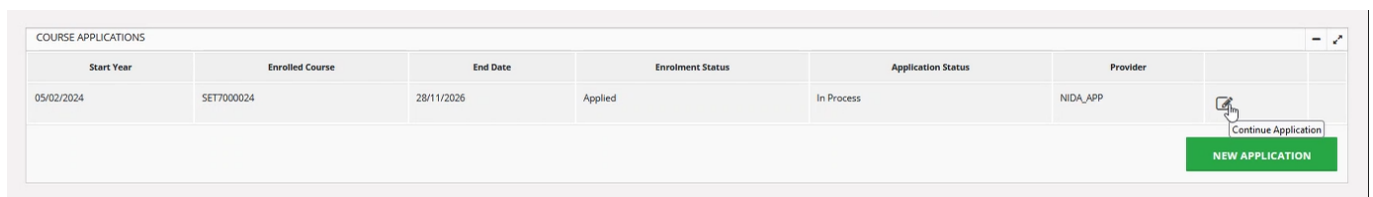
IMPORTANT NOTE:


You are able to save your application and return to it at any point before the closing date.

To do so, click the pencil icon to the right of the course you wish to continue applying for (refer to the image below).

Please note: You can only edit if the 'Application Status' is set to 'In Process'. Once you submit your application, this option will not be available.

This is located on the summary page when you sign in under the **'Course Applications'** heading at the bottom of the page.



Start Year	Enrolled Course	End Date	Enrolment Status	Application Status	Provider	
05/02/2024	SET7000024	28/11/2026	Applied	In Process	NIDA_APP	 Continue Application

NEW APPLICATION

THERE IS AN ERROR IN MY APPLICATION

If you believe you have made an error or uploaded the wrong document, please email applications@nida.edu.au outlining the error and include the following information:

Full Legal name:

Date of Birth:

Email address linked application:

Phone number linked application:

Course(s) applied for:

STEP 2. Collect the following documents for your application

- Copy of your most recent qualification (e.g. school report, Higher School Certificate, diploma, university transcript or testamur)
- Proof of identification showing your date of birth (e.g. passport, driver's licence, birth certificate)

International applicants (and non-Australian citizens with permanent visas) must also submit

- A copy of your passport (must be valid for at least the first 12 months of your course)
- Proof of 7.0 academic IELTS or equivalent for BFA (Design for Performance)
- If you have a permanent visa (e.g. permanent resident, partner visa subclass 801), we require a copy of your visa.
- If your academic qualification is not in English. You will also need to attach a certified, official translation in English. (Please upload this in the evidence of qualification box).

Please ensure all documents are either PDF, PNG or JPEG file types.

The max file upload size is 80Mb

STEP 3. Artist Statement and Portfolio

You must prepare the following to submit with your application by the deadline of 3 October, 2023.

If you have questions about these requirements, you can contact the NIDA Design department at design@nida.edu.au

ARTIST STATEMENT

This is a statement that describes the kind of artist you are, your career goals, and what attracts you to the Design for Performance course. This should include your understanding of the role of design in the performance industry (this could include stage, screen, or other emerging platforms). Please provide us with any previous relevant experience.

Your statement should include one example of live performance you have seen recently whether in-person or recorded, and describe the design elements (set, costume, lighting, video, etc.), explaining the role they played in creating meaning in the performance.

(Max 800 words. Include the Production name, the venue and location, and the Design team's names if possible. Please include up to 5 images.)

Submit your artist statement as a pdf. It must be clearly titled with your name as follows:

fullname_statement_BFADFP_2024

PORTFOLIO

Your digital portfolio should show us who you are as a creative thinker and demonstrate your ability to develop and express ideas and concepts with visual, spatial and material language.

A good portfolio will demonstrate your creativity and passion, and your level of design skill. This can include work produced in the workplace, at school, at university, at home, or for leisure and can include examples of:

- Production photographs from plays, performances or film projects you have worked on.
- Design projects, including development journals.
- Drawing, digital drawing, drafting, painting, printing.
- Photography, collage, illustration, graphic design.
- Storyboarding, concept art, animations, film editing.
- Model-making, digital modelling.
- Making projects, including models, sculptures, costumes, properties, and scenic art.
- Anything else that demonstrates your visual thinking and skills.

Your portfolio should be curated and simply presented to show your best work. It is better to have fewer examples of higher quality, between 12 and 24 pages should be enough.

The choice and presentation of your portfolio images is an example of your design thinking and visual communication that we will consider. You will be asked to talk through your portfolio at the interview.

Submit your portfolio as a pdf document. It must be clearly titled with your name as follows:

fullname_portfolio_BFADFP_2024

You will upload both your Artist Statement and Portfolio in the **'Course Specific Application Requirements'** attachment section of your online application.

STEP 4. Complete and Submit your Application

To complete your application, agree on the Terms and Conditions by ticking the boxes, then enter your name and date of application.

After the deadline, all applications, artist statements, and portfolios will be reviewed by the panel, and you will receive an email advising the result of your application.

Only applicants who are successful in Round One will be invited for interview.

You will be advised by email if you are successful in Round One.

You will need to log into the Application Portal within a week from date of notification to select an interview time. Interviews may be in-person or over Teams, in which case a Teams link will be provided to you prior to your interview.

All efforts will be made to give successful Round One applicants their preferred interview date, but NIDA cannot guarantee the date and time – it is subject to staff availability. If your selected time cannot be accommodated, NIDA will send you an email advising you of the new interview time.

ROUND TWO:

Written Response and Interview

STEP 5. Attend your interview

Each applicant will be interviewed for approximately 45 minutes, either in-person or on Microsoft Teams. A link will be provided prior to interview.

During the interview, we will discuss your Artist Statement and Portfolio (please make sure you have it on hand); your ideas about theatre, film and the broader creative and entertainment industry; and why you want to study Design for Performance at NIDA. There will be an opportunity for you to ask any questions you may have about NIDA or about the interview itself.

Some tips:

We know that interviews can be stressful, but we will do our best to make your experience as relaxing and enjoyable as possible. The interview process is friendly, informal, and open, and is designed to give you the best opportunity to show us your potential and readiness to study at NIDA.

Remember, the more time and effort you put into your portfolio and statement, the better prepared you will be, and the more you will enjoy the interview.

You will be advised of the outcome of your interview via email.

CONDITIONS OF APPLYING

- Selection is based on merit; not all applicants who meet the published minimum entry requirements will receive a study offer.
- All applicants are responsible for reviewing the course requirements and tuition fees as stated on the NIDA website.
- It is not possible to provide applicants with individual written or oral feedback on their audition/interview.
- Applicants who receive a study offer for 2024 must accept the offer within the time frame indicated.
- It is not possible to defer a study offer at NIDA.

FAQs

CAN I APPLY FOR MORE THAN ONE COURSE?

Yes, however a separate online application form is required for each course you would like to apply for.

WHAT ATAR DO I NEED TO GET INTO NIDA?

Entry into NIDA is by audition or interview only. We do not ask for exam scores or ATARs. However, all applicants applying for any higher education course at NIDA must have completed their Higher School Certificate or equivalent.

WHAT DO I DO IF I HAVEN'T RECEIVED LOGIN DETAILS OF MY APPLICATION ACCOUNT?

If you do not receive any automated emails from NIDA regarding your application account, please check your junk/spam/promotions filter. If you are still experiencing difficulties, please contact us at applications@nida.edu.au.

WHERE WILL MY INTERVIEW TAKE PLACE?

Interviews will take place over Microsoft Teams. A link will be provided to you via email.

DOES NIDA GIVE INTERVIEW FEEDBACK?

Due to the large number of people being interviewed, it is not possible for NIDA to provide individual feedback.

WHAT HAPPENS AFTER MY AUDITION/INTERVIEW?

Final selections are made for each course in December, and study offers will be distributed to successful applicants via email.

WHEN CAN I APPLY FOR SCHOLARSHIPS FOR NIDA?

As part of the application process, once applicants have submitted a course application, they can then submit a scholarship application. See nida.edu.au/scholarships.

You can [apply for a scholarship](#) once you have submitted your course application form. If you are shortlisted and offered a place at NIDA, we will then schedule an interview to review your scholarship application.