

# NIDA

THEATRE  
FILM  
TELEVISION

National Institute  
of Dramatic Art



# BFA SET CONSTRUCTION TECHNOLOGIES APPLICATION GUIDE

CRICOS Code: 083700G

**FOR ALL ENQUIRIES  
PLEASE CONTACT**  
[applications@nida.edu.au](mailto:applications@nida.edu.au)  
**(02) 9697 7686**

**Learn more at [apply.nida.edu.au](http://apply.nida.edu.au)**

**NIDA acknowledges the Traditional Owners and Custodians of  
the sacred lands, from the mountains to the sea, on which we  
learn and tell stories.**

**The lands of the Bidjigal, Gadigal, Dharawal and Dharug peoples.  
We pay our respects to all Aboriginal and Torres Strait Islander  
Elders past and present.**

**Image details:**

***Roberto Zucco***

**by Bernard-Marie Koltès**

**Directed by Robert Schuster**

**Photographer: Ian Turland**

**© NIDA 2019**

# BEFORE YOU APPLY

## APPLICATION PERIOD

Open 13 June 2023 - Close 3 October 2023, 5:00pm (AEST)

Late applications may be considered depending on interview schedule availability.

## APPLICATION PROCESS SUMMARY

The application process for the Bachelor of Fine Arts (Set Construction Technologies) consists of two rounds:

- **Round One** - Online application and portfolio (due 3 October 2023, 5:00pm AEST)
- **Round Two** - Interview

**Only applicants who are successful in Round One will be invited to attend an interview.**

## BEFORE APPLYING

Before completing your application please read the following information:

- Course information, dates, fees and frequently asked questions:  
<https://www.nida.edu.au/study/undergraduate>
- NIDA student handbook, policies and procedures, and course regulations for BFA (Set Construction Technologies) course <https://www.nida.edu.au/courses/policies>

**If you have any further questions at this stage, please contact us at**  
**[applications@nida.edu.au](mailto:applications@nida.edu.au)**

# ROUND ONE:

## Online Application and Portfolio

### ONLINE APPLICATION

#### STEP 1

Create your application account in the application portal: [apply.nida.edu.au](https://apply.nida.edu.au)

You will receive an email with your login details.

For applicants who have applied to NIDA from 2019 onwards, your login details will be the same.

**Do not create a duplicate profile.**

If you are unsure of your applicant number, please email [applications@nida.edu.au](mailto:applications@nida.edu.au) with the following details:


Full Legal name:

Date of Birth:

Email address linked to previous application:

Phone Number linked to previous application:

Log in to the Application Portal and click the **'Applicant Login'** button.



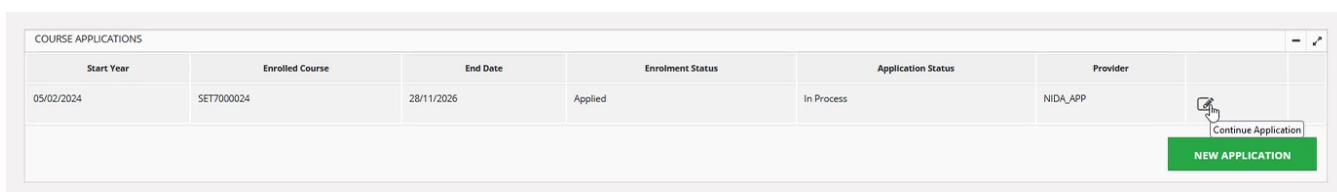
## IMPORTANT NOTE:


You are able to save your application and return to it at any point before the closing date.

To do so, click the pencil icon to the right of the course you wish to continue applying for (refer to the image below).

Please note: You can only edit if the 'Application Status' is set to 'In Process'. Once you submit your application, this option will not be available.

This is located on the summary page when you sign in under the **'Course Applications'** heading at the bottom of the page.



| Start Year | Enrolled Course | End Date   | Enrolment Status | Application Status | Provider |  |
|------------|-----------------|------------|------------------|--------------------|----------|--|
| 05/02/2024 | SET7000024      | 28/11/2026 | Applied          | In Process         | NIDA_APP |  Continue Application |

NEW APPLICATION

## THERE IS AN ERROR IN MY APPLICATION

If you believe you have made an error or uploaded the wrong document, please email [applications@nida.edu.au](mailto:applications@nida.edu.au) outlining the error and include the following information:

Full Legal name:

Date of Birth:

Email address linked application:

Phone number linked application:

Course(s) applied for:

## **STEP 2. Collect the following documents for your application**

- Copy of your most recent qualification (e.g. school report, Higher School Certificate, diploma, university transcript or testamur)
- Proof of identification showing your date of birth (e.g. passport, driver's licence, birth certificate)

### **International applicants (and non-Australian citizens with permanent visas) must also submit**

- A copy of your passport (must be valid for at least the first 12 months of your course)
- Proof of 7.0 academic IELTS or equivalent for BFA (Set Construction Technologies)
- If you have a permanent visa (e.g. permanent resident, partner visa subclass 801), we require a copy of your visa.
- If your academic qualification is not in English. You will also need to attach a certified, official translation in English. (Please upload this in the evidence of qualification box).

**Please ensure all documents are either PDF, PNG or JPEG file types.**

**The max file upload size is 80Mb**

## **PORTFOLIO**

### **STEP 3.**

You must attach a portfolio to your application. You should prepare examples of past work that you feel will support your application and demonstrate your suitability for a career in the arts and entertainment industry. These may include (but are not limited to):

- Photos of woodwork and metalwork projects
- Freehand drawings
- Technical drawings
- 3D CAD models
- Schematics of mechanisms

The purpose of this portfolio is to provide an insight into how you think as a practitioner.

**It must be a PDF document clearly titled with your name as follows:** fullname\_portfolio\_BFASET\_2024.

You will upload your portfolio in the **'Course Specific Application Requirements'** attachment section of your online application.

#### **STEP 4. Complete and submit your application**

To complete your application agree on the Terms and Conditions by ticking the boxes, then enter your name and date of application.

After the deadline, all applications and portfolios will be reviewed by the panel, and you will receive an email advising the result of your application.

**Only applicants who are successful in Round One will be invited to attend an interview.**

**You will be advised by email if you are successful in Round One.**

If you are successful in Round One, you will receive an email confirmation and you will need to log into the Application Portal to select an interview time within a week from date of notification. You must pick your availability to attend the interview via Teams.

All efforts will be made to give successful Round One applicants their preferred interview date, but NIDA cannot guarantee the date and time – it is subject to staff availability. If your selected time cannot be accommodated, NIDA will send you an email advising you of the new interview time.

# ROUND TWO:

## Interview

### STEP 5. Attend your interview

Each applicant will be interviewed for approximately 30 minutes via Microsoft Teams. During the interview, we will discuss your portfolio; your ideas about theatre, film and the broader creative industry; and why you want to study Set Construction Technologies at NIDA. There will be an opportunity for you to ask any questions you may have about NIDA or about the interview itself.

#### Some tips:

We know that interviews can be stressful, but we will do our best to make your experience as relaxing and enjoyable as possible.

The interview process is friendly, informal, and open, and is designed to give you the best opportunity to show us your potential and readiness to study at NIDA.

Remember, the more time and effort you put into your application and portfolio, the better prepared you will be, and the more you will enjoy the interview.

**You will be advised of the outcome of your interview via email.**

### CONDITIONS OF APPLYING

- Selection is based on merit; not all applicants who meet the published minimum entry requirements will receive a study offer.
- All applicants are responsible for reviewing the course requirements and tuition fees as stated on the NIDA website.
- It is not possible to provide applicants with individual written or oral feedback on their audition/interview.
- Applicants who receive a study offer for 2024 must accept the offer within the time frame indicated.
- It is not possible to defer a study offer at NIDA.



# FAQs

## **CAN I APPLY FOR MORE THAN ONE COURSE?**

Yes, however a separate online application form is required for each course you would like to apply for.

## **WHAT ATAR DO I NEED TO GET INTO NIDA?**

Entry into NIDA is by audition or interview only. We do not ask for exam scores or ATARs. However, all applicants applying for any higher education course at NIDA must have completed their Higher School Certificate or equivalent.

## **WHAT DO I DO IF I HAVEN'T RECEIVED LOGIN DETAILS OF MY APPLICATION ACCOUNT?**

If you do not receive any automated emails from NIDA regarding your application account, please check your junk/spam/promotions filter. If you are still experiencing difficulties, please contact us at [applications@nida.edu.au](mailto:applications@nida.edu.au)

## **WHERE WILL MY INTERVIEW TAKE PLACE?**

Interviews will take place over Microsoft Teams. A link will be provided to you via email.

## **DOES NIDA GIVE INTERVIEW FEEDBACK?**

Due to the large number of people being interviewed, it is not possible for NIDA to provide individual feedback.

## **WHAT HAPPENS AFTER MY AUDITION/INTERVIEW?**

Final selections are made for each course in December, and study offers will be distributed to successful applicants via email.

## **WHEN CAN I APPLY FOR SCHOLARSHIPS FOR NIDA?**

As part of the application process, once applicants have submitted a course application, they can then submit a scholarship application. See [nida.edu.au/scholarships](https://nida.edu.au/scholarships).

You can [apply for a scholarship](#) once you have submitted your course application form. If you are shortlisted and offered a place at NIDA, we will then schedule an interview to review your scholarship application.